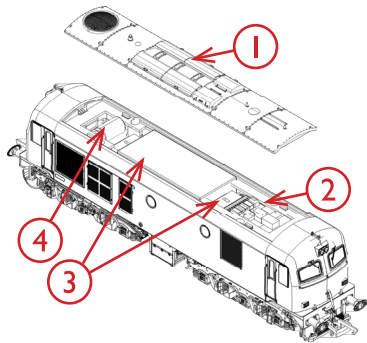


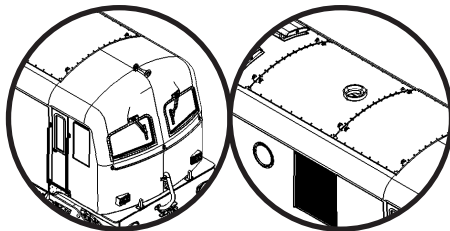
Analogue & Digital Functions



- 1. Roof with magnetic attachment points for easy removal
- 2. 21-pin DCC socket / blanking plate & analogue switches
- 3. Speakers (for use with DCC sound decoders)
- 4. Capacitor bank for enhanced smooth running (DCC only)

Which version are you operating? Quick reference:

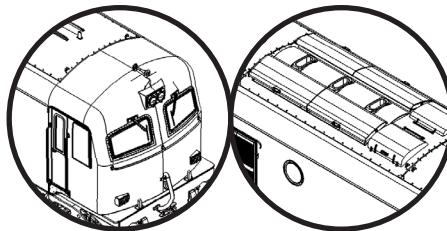
CROSSLEY



No headlights

Single exhaust port

EMD



Headlights

Triple exhaust ports

ANALOGUE FUNCTIONS

A limited range of lighting functions can be controlled in analogue (DC) mode using switches mounted on the DCC socket blanking plate. The functions are:

- 1. White marker lights (cab #1)
- 2. White marker lights (cab #2)
- 3. Red marker lights (cab #2)
- 4. Red marker lights (cab #1)
- 5. Headlights (cab #1 - EMD only)
- 6. Headlights (cab #2 - EMD only)

DIGITAL FUNCTIONS



This product is optimised for use with an ESU Loksound v5 21MTC decoder.

Where sound functionality is not desired, an ESU Lokpilot v5 21MTC decoder is recommended.

Function mapping may alter when used in conjunction with other decoders.

The functions listed on the opposite page correspond to the following pre-loaded ESU Loksound v5 21MTC decoders available directly from Irish Railway Models: www.irishrailwaymodels.com

Crossley: **IRM-1120-CRS**
 EMD: **IRM-1121-EMD**

| Key | Function | Sound ID | Vol. CV | Vol. Value |
|-----|--|----------|----------|------------|
| F0 | White marker lights on/off - directional | - | - | - |
| F1 | Engine start/stop | 1, 25 | 259, 451 | 200, 90 |
| F2 | Air horn - cab #1 | 3 | 275 | 200 |
| F3 | Air horn - cab #2 | 4 | 283 | 200 |
| F4 | Roof fan at high RPM | 22 | 427 | 220 |
| F5 | Drive hold | - | - | - |
| F6 | Acceleration/brake time, shunt mode/speed | - | - | - |
| F7 | Flange squeal | 23 | 435 | 65 |
| F8 | Locomotive brake on/off | 11 | 339 | 80 |
| F9 | Compressed air let-off | 24 | 443 | 90 |
| F10 | Guard's whistle | 10 | 331 | 100 |
| F11 | Red marker lights - directional | - | - | - |
| F12 | Cab interior light - directional | - | - | - |
| F13 | Train brake apply/release | 29 | 483 | 75 |
| F14 | 'Down' station announcements (CV168 0-6) | 26 | 459 | 128 |
| | (0) Belfast (1) Sligo (2) Westport (3) Galway (4) Limerick (5) Tralee (6) Cork | | | |
| F15 | 'Up' station announcements (CV169 0-5) | 32 | 507 | 128 |
| | (0) Belfast (1) Sligo (2) Westport (3) Galway (4) Tralee (5) Cork | | | |
| F16 | Cab door open/close | 15 | 371 | 95 |
| F17 | Emergency brake apply/release | 9 | 323 | 80 |
| F18 | Hand brake apply/release | 14 | 363 | 100 |
| F19 | Sound fade | - | - | - |
| F20 | Disable brake squeal | - | - | - |
| F21 | Air spitter valve | 17 | 387 | 100 |
| F22 | Headlights on/off - directional (EMD only) | - | - | - |
| F23 | Shunt mode marker lights - front & rear | - | - | - |
| F24 | Compressor | 7 | 307 | 80 |
| F25 | Engine room lights on/off | - | - | - |
| F26 | Manual notching up | - | - | - |
| F27 | Manual notching down | - | - | - |
| F28 | Manual notching logic | 27 | 467 | 0 |